

Status icons and symbols on your iPhone

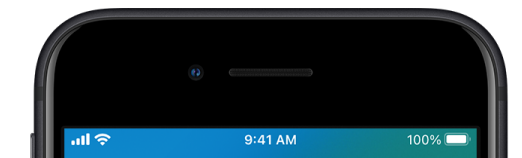
Learn what the status icons and symbols at the top of your screen mean.

Where do you see status icons

Status icons appear in the status bar on your iPhone:



iPhone models with Face ID



iPhone models with Touch ID

If you don't see an icon, [check Control Center](#) by swiping down from the top-right corner.

About the status icons on your iPhone

To learn what an icon means, find it below.

5G

Your carrier's 5G network is available, and your iPhone can connect to the internet over that network. Works with [iPhone 12 and later](#). (Not available in all areas.)

5G+ / 5G^U / 5G⁺

Your carrier's 5G network with higher frequency is available, and your iPhone can connect to the internet over that network. Works with [iPhone 12 and later](#). (Not available in all areas.)

5G E

Your carrier's 5G E network is available, and your iPhone can connect to the internet over that network. Works with iPhone 8 and later. (Not available in all areas.)

LTE

Your carrier's LTE network is available, and your iPhone can connect to the internet over that network. Works with iPhone 5 and later. (Not available in all areas.)

3G

Your carrier's 3G UMTS (GSM) or EV-DO (CDMA) network is available, and your iPhone can connect to the internet over that network.

4G

Your carrier's 4G UMTS (GSM) or LTE network is available, and your iPhone can connect to the internet over that network. (Not available in all areas.)

GPRS

Your carrier's GPRS (GSM) or 1xRTT (CDMA) network is available, and your iPhone can

E

Your carrier's EDGE (GSM) network is available, and your iPhone can connect to the internet over

connect to the internet over that network.



You're in range of your cellular network and can make and receive calls. If there's no signal, "No service" or "SOS" appears.


Wi-Fi

You can use [Wi-Fi calling](#). Your carrier also appears next to the icon.



You're connected to a network using VPN.



An app or website is using [Location Services](#). A blue arrow  may appear when the app you're using requests your location.



[Call Forwarding](#) is on.



[Teletype \(TTY\)](#) is on.



Do Not Disturb is on. This setting silences calls, alerts, and notifications until you [turn it off](#). Alarms will still sound.



Your iPhone is locked with a passcode or Touch ID.



that network.



On your iPhone with Dual SIM capability, you're in range of your cellular network and can make and receive calls. If there's no signal, "No service" or "SOS" appears.



Your iPhone is connected to the internet over [Wi-Fi](#).



You're no longer connected to a VPN network.



There's network activity.



Airplane Mode is on. You can't make calls or use Bluetooth until you [turn off this setting](#).



Portrait Orientation Lock is on. Your screen won't rotate until you [turn off this setting](#).



Your iPhone is [syncing with iTunes](#).



Your iPhone is paired with a headset, headphones, or earbuds.



An alarm is set.



The battery level of your paired Bluetooth device.



Your iPhone is charging.



You're sharing your screen with SharePlay.



There is no cellular and Wi-Fi coverage, but [Emergency SOS via satellite](#) is available in your location. Works with iPhone 14.

This icon shows the [battery level](#) of your iPhone. If this icon is yellow, [Low Power Mode is on](#). If this icon is red, then your iPhone has less than 20% charge.



Your iPhone is connected to the internet through the Personal Hotspot of another iOS device.



Your iPhone is connected to CarPlay.



SharePlay is active.

If you see SOS in the status bar



SOS might appear in the status bar of your iPhone or iPad. When you see this message, your device [isn't connected to your cellular network](#), but you can make emergency calls through other carrier networks.

The feature of SOS appearing in the status bar of iPhone and iPad is available in Australia, Canada, and the United States.

If you see blue, green, red, or purple in the status bar

On iPhone X and later, the color shows as a bubble behind the time. On iPhone 8 or earlier, the color goes all the way across the status bar. Here's what each color means:



Your iPhone is using [Screen Mirroring](#), or an app is actively [using your location](#).




You're on a call or your iPhone is providing a [Personal Hotspot](#).*

9:41

Your iPhone is either recording sound or your screen.

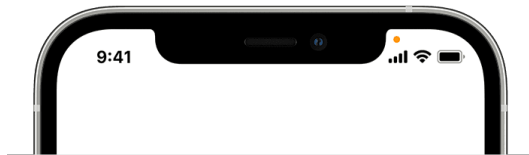
9:41


Your iPhone is using SharePlay to share content.

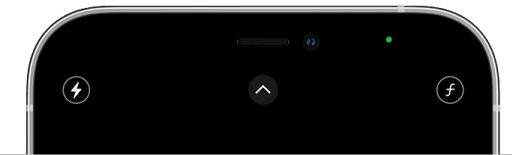
* For Personal Hotspot on iPhone 8 or earlier, you can also see how many devices joined your hotspot.  appears in the status bar of iOS devices using Personal Hotspot.


If you see orange or green indicators in the status bar

With iOS 14 and later, you might see an orange or green indicator in the status bar on your iPhone. These indicators appear when the microphone and/or camera are being used by an app.



An orange indicator  means the microphone is being used by an app on your iPhone.



A green indicator  means either the camera or the camera and the microphone are being used by an app on your iPhone.

About other icons in Control Center

[Learn about the icons in Control Center on your iPhone.](#)



AirDrop



Cellular Data



Airplane Mode



Hotspot



Bluetooth



Focus

Published Date: November 15, 2022

Helpful?

Yes

No

Related topics

[About the orange and green indicators in your iPhone status bar >](#)

[About the Camera features on your iPhone >](#)

[Access Control Center on your iPhone >](#)

Start a discussion in Apple Support Communities

Ask other users about this article

Submit my question

[See all questions on this article >](#)



Contact Apple Support

Need more help? Save time by starting your support request online and we'll connect you to an expert.

[Get started >](#)

Support Status icons and symbols on your iPhone